

CanSat Education: How to organize CanSat Leader Training Program

Mohammed Khalil Ibrahim, Ph.D. (Cairo University, Nihon University)

And

Tomohiro TAKANASHI, Hokkaido University

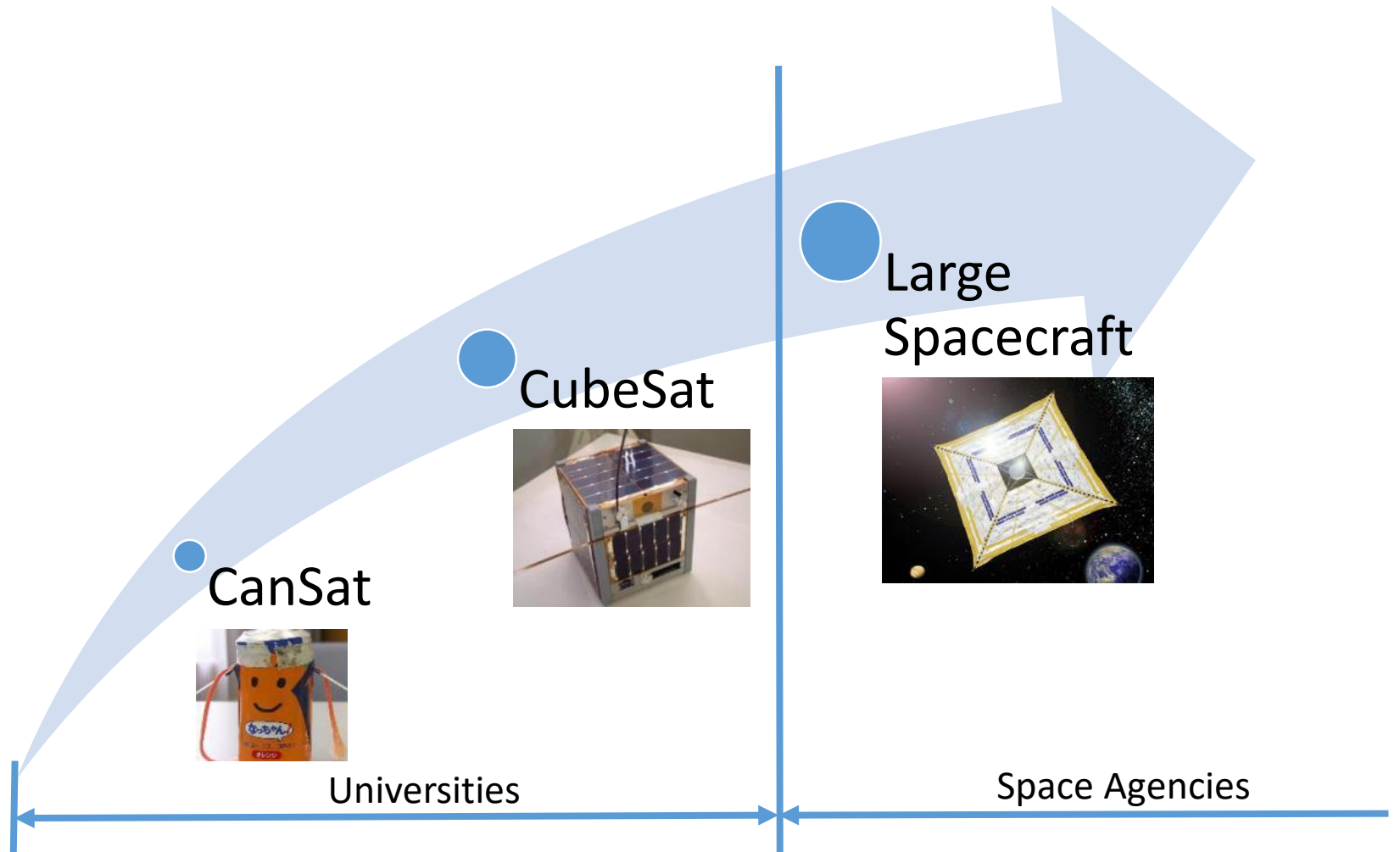


4th UNISEC-GLOBAL MEETING, Kamchia,
Bulgaria October 22-23, 2016

Outline

- CanSat education
- Review of previous meetings
- Objective of Localization
- Existing CLTPs
- Typical CanSat Curriculum
- Available tools
- Challenges in organizing the local CLTP

CanSat Education



Review of Previous Meeting

2rd UNISEC-GLOBAL MEETING

Issues and possible solutions:

- **Lack of Instructors**
 - (1) Continue CLTP in Japan, (2) Start more Local CLTP, (3) CanSat education at 3rdUNISEC-Global meeting?
- **Hardware import restrictions**
 - We want to ask for UN certificate
- **Lack of coordinators**
 - We recommend to form UNISEC-GlobalEducation Committee
- **Lack of funding**
 - UNISON-global can look for corporate sponsors

Review of Previous Meeting

3rd UNISEC-GLOBAL MEETING

CanSat Syllabus


- Understand the satellite subsystems
- Study and implement SE/PM in a prescribed way
- Understand the importance of team work
- Programming of Micro-Controllers and interface with sensor and actuators
- Structural Design of CanSat
- Aerodynamic Design of Parachute
- Calculation of the power and mass budget.
- Design and Realizing PCBs
- How to use the design tools (Solid Modeling, Analysis software, ...)

Objectives of Localization


- Accelerate the spreading of CanSat Education.
- Contribute to the local capacity building in Space Engineering.
- Improve the teaching methods of CanSat Education.

Existing CLTP-Japan

- Lectures
 - Set of Introductory online lectures
- Hands-on
 - Assembly, Test, and Integration of CanSat ki
 - Launching and Analyzing the Launch results
 - Presentation



i-CanSat



CanSat Syllabus

- **Description:**

- In this training course the participants will have the opportunity to learn different aspects of satellite subsystems through introductory set of lectures followed by hands-on training that cover the following topics:
 - Microcontroller Programming
 - Sensor and Actuators Interfaces
 - GPS Interface, configuration, and data extraction.
 - Communication Subsystem (Xbee)
 - PCB Fabrication Technique
 - Soldering Technique
 - Rapid Prototyping (Laser Cut, 3D printer, CNC)
 - Parachute Design and Fabrication
 - Ground Station Software (Processing and Labview)
 - Project Management
 - System Engineering
 - Drop test, data analysis and presentation.

- **Target participants:** Undergraduate Engineering Students


- **Duration:** two weeks, Project: one week

Available Tools

- i-CanSat kit
- CanSat Textbook



Text book (Currently in Japanese)



CanSat kit

Challenges in organizing the local CLTP

- Languages
- Hardware/Kit
- Presentation Materials
- Administrative Aspects
- Launching CanSats
- Others