

**FINAL ANNOUNCEMENT**  
**The First UNISEC-Global Meeting**  
**23 to 24 November 2013**  
**Takeda Hall, the University of Tokyo, Tokyo, Japan**

**Organized by University Space Engineering Consortium (UNISEC)**  
**in cooperation with the University of Tokyo**

Dear Sirs and Madams,

We are pleased to note that you have registered to participate in the First UNISEC-Global Meeting, to be held from 23 to 24 November 2013. We are looking forward to working with you in Tokyo to make the First UNISEC-Global Meeting a success.

In this final announcement, we would like to provide you with some useful information for participants as follows;

**1. Venue of the First UNISEC-Global Meeting**

Please find below the address of the venue and its website:

**Takeda Hall**

5th Fl., Takeda Building., Asano Campus, the University of Tokyo

<http://www.t.u-tokyo.ac.jp/etpage/access/> (See the “Inside Campus map” in the Appendix-A)



**2. Map around the venue of the First UNISEC-Global Meeting**

A map around the First UNISEC-Global Meeting venue and the airport are found in the Appendix-B.

**3. Transportation between the airport and the venues**

Please note that the participants are responsible for making arrangements and covering the cost of the transportation among the airport, the accommodation and the meeting venues. The local transportation will NOT be provided by UNISEC, please note.

Information and access to and from the Narita International Airport and Tokyo International Airport (Haneda) are available on the following websites:

- ✧ Narita International Airport : <http://www.narita-airport.jp/en/index.html>
- ✧ Tokyo International Airport (Haneda) : <http://www.haneda-airport.jp/inter/en/>

#### 4. Registration Desk

The registration Desk is located in front of Takeda Hall on the 5<sup>th</sup> Fl at the Takeda Building from 22 to 24 November 2013. (See the Appendix-C.) Please make registration on 22 November 2013 so that you can avoid long cue in the morning of 23 November. The opening hours are indicated below:

#### 5. Registration hours

|           |              |                  |                            |
|-----------|--------------|------------------|----------------------------|
| Friday,   | 22 November  | 11:30-17:00 hrs. | One day before the Meeting |
| Saturday, | 23 November: | 8:30-18:00 hrs.  | The meeting Day 1          |
| Sunday,   | 24 November: | 8:30-16:30 hrs.  | The meeting Day 2          |

#### 6. Plenary Sessions-Opening Session, Country Reports/Student Presentations, CanSat Session, Closing Session

The plenary sessions will be held on 23 and 24 November at Takeda Hall on the 5th Fl. Its tentative programme is contained in Appendix-D.

#### 7. Pre-3<sup>rd</sup> Mission Idea Contest (Pre-MIC3) Workshop

The Pre-MIC3 will be held on 23 November at Takeda Hall on the 5th Fl. It's tentative programme is contained in Appendix-D.

#### 8. Small Group Discussion Session

The following 9 group discussion sessions will be held in parallel on 24 November. Participants are required to choose which group they join in advance. Detailed information will be notified by email to registered participants.

| Group # | Topics   | Moderator   |
|---------|--|---|
| 1       | New applications for "Store and Forward" communication   | Ayumu Tokaji, University of Tokyo, Japan  |
| 2       | Opportunities and challenges of a university satellite project.  | Ertan Umit, Istanbul Technical University, Turkey   |
| 3       | Micro-Satellite Constellation for Earthquake Precursor Study   | Masashi Kamogawa, Tokyo Gakugei University, Japan   |
| 4       | Successfully launching university satellites: From design to orbit   | Roland Coelho, Cal Poly, USA  |
| 5       | Open-Source Space Exploration  | Ahmed Saieed - Mentor, Space Tech Program, BA Planetarium Science Center  |
| 6       | CanSat Activities in UNISEC  | Ryusuke Konishi, Keio University, Japan   |
| 7       | How to manage UNISON in each region/country and future possibility on UNISON-Global. (target participants: students) | Azusa Muta, NEC, Japan (UNISEC Student representative in 2011) and Takahiro Ito, Osaka Prefecture University, Japan (UNISEC Student representative in 2011) |
| 8       | Ground Station Network (GSN) through UNISEC-Global network   | Naomi Kurahara, Integral Systems Japan  |
| 9       | CanSat and Rocket Collaboration  | Ryuichiro Kanai, Hokkaido University, Japan   |

## 9. Reception

On Saturday evening, 23 November, there will be a standing buffet style reception hosted by UNISEC. The reception will take place from 18:30 hrs at “Dai-ni Shokudo (Second Cafeteria), 2<sup>nd</sup> Fl., Second Refectory Bldg., Hongo Campus, the University of Tokyo. The place is a student cafeteria where is usually used by UNISEC for reception. (See the Appendix-A.)

## 10. Side Events

- ✧ The 5<sup>th</sup> Nano-Satellite Symposium – Academic Presentations and Poster Sessions

Date: 20-22 November 2013

Venue: Takeda Hall, Aasano Campus, the Univ. of Tokyo

URL: <http://www.nanosat.jp/>

Contact:

- Program Office

Dr. Takuji Ebinuma

Department of Aeronautics and Astronautics, University of Tokyo

E-mail: [nano-sympo2013@nsat.t.u-tokyo.ac.jp](mailto:nano-sympo2013@nsat.t.u-tokyo.ac.jp)

- Secretariat

Nano-Satellite Symposium Office, c/o UNISEC

Email: [info@nanosat.jp](mailto:info@nanosat.jp)

- ✧ The 5th Nano-Satellite Symposium Small Exhibition

Date and Time:

|                        |                 |
|------------------------|-----------------|
| Wednesday, 20 November | 13:40-18:00hrs. |
| Thursday, 21 November  | 9:00-18:10 hrs. |
| Friday, 22 November    | 9:00-17:50hrs.  |
| Saturday, 23 November: | 8:30-18:00 hrs. |
| Sunday, 24 November:   | 8:30-16:30 hrs. |

Venue: Takeda Hall, Aasano Campus, the Univ. of Tokyo

Contact:

- Secretariat

Nano-Satellite Symposium Office, c/o UNISEC

Email: [info@nanosat.jp](mailto:info@nanosat.jp)

- ✧ The 2nd Standardization Workshop

Date: 19 November 2013

Venue: Takeda Hall, Asano Campus, University of Tokyo

The purpose of the workshop is to discuss the draft of ISO standard on micro/nano satellite design qualification and acceptance test in detail. The detail of the workshop can be found in the following,

URL: [http://cent.ele.kyutech.ac.jp/nets\\_web/nets\\_web.html](http://cent.ele.kyutech.ac.jp/nets_web/nets_web.html)

Contact:

- Center for Nanosatellite Testing, Kyushu Institute of Technology  
E-mail : [nsat\\_stdws@langmuir.ele.kyutech.ac.jp](mailto:nsat_stdws@langmuir.ele.kyutech.ac.jp)

### **11. Currency Exchange Information and Living Expenses during your stays in Japan**

Travelers/Participants are advised to carry Japanese Yen in cash (about JY30, 000), because no daily allowance is provided. They need to pay Japanese Yen cash for meals during their stay in Japan. Currency can be exchanged at a bank or a money exchange agency located at the arrival floor in the Narita/Haneda International Airports.

Meanwhile, Visa, MasterCard, American Express and JCB credit cards are accepted in the major cities.

### **12. Contact to UNISEC-Global Office in case of emergency from 18-25 November**

The temporary mobile phone numbers for the above purpose will be notified separately by email around 12 November 2013, please note.

We look forward to seeing you at The 1<sup>st</sup> UNISEC-Global Meeting in Tokyo.



Shinichi Nakasuka  
General Chairperson of  
the 1<sup>st</sup> UNISEC-Global Meeting; and  
Professor,  
School of Engineering/Department of Aeronautics and Astronautics,  
the University of Tokyo

### Appendix

- A: The Hongo/Asano campus map, the Univ of Tokyo as the 1<sup>st</sup> UNISEC-Global Meeting venue
- B: Map around the UNISEC-Global Meeting venue
- C: Floor Map of the 1<sup>st</sup> UNISEC-Global Meeting venue
- D: Information Note including “Tentative overall programme”
- E: Information for Speakers (Important)

**The campus map of Hongo/Asano, the Univ of Tokyo as the 1st UNISEC-Global Meeting venue**

## Takeda Hall

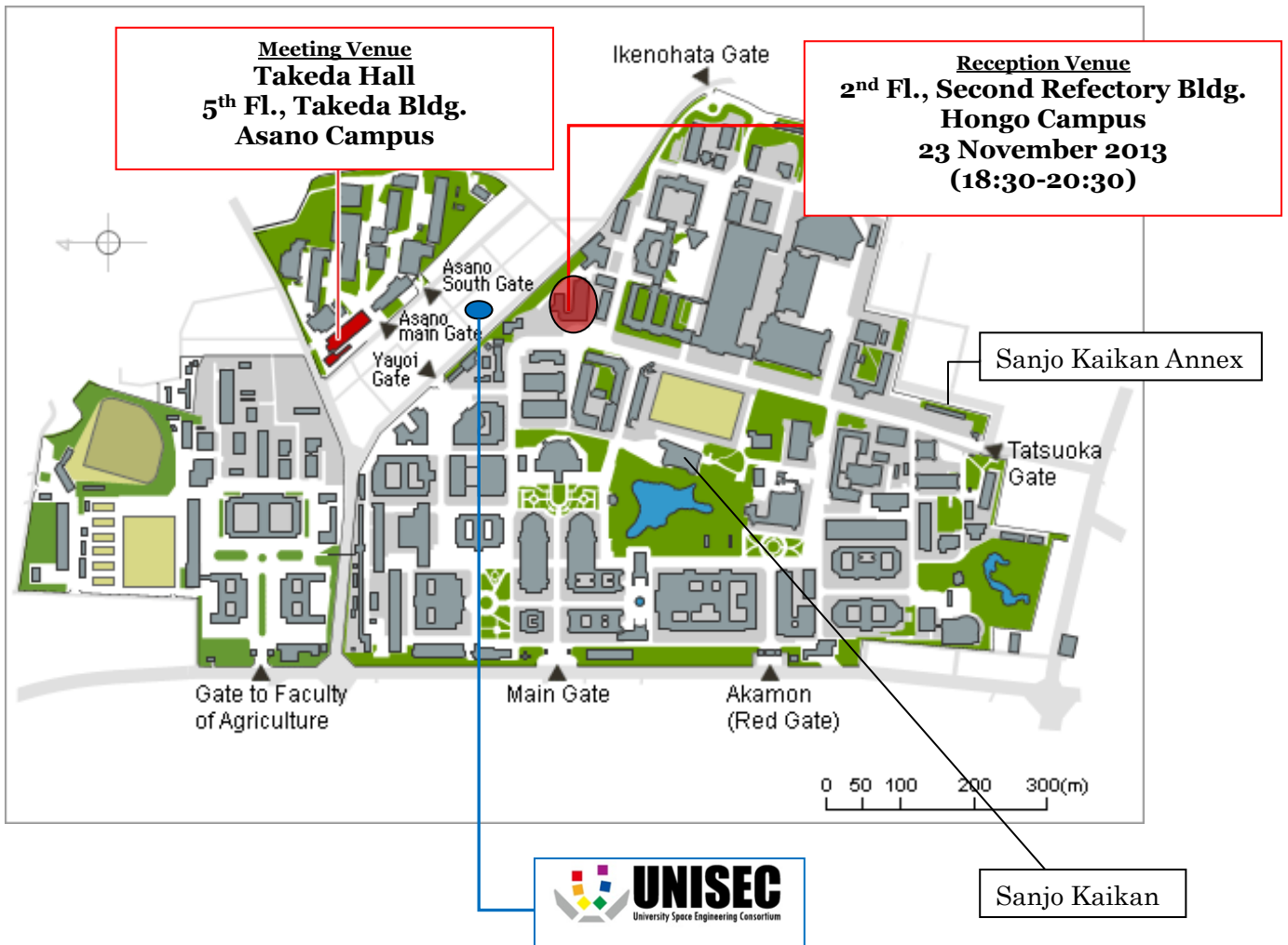
5th Fl., Takeda Building., Asano Campus, the University of Tokyo

<http://www.t.u-tokyo.ac.jp/etpage/access/>



Takeda Building

### The Univ. of Tokyo – Hongo / Asano Campus Map



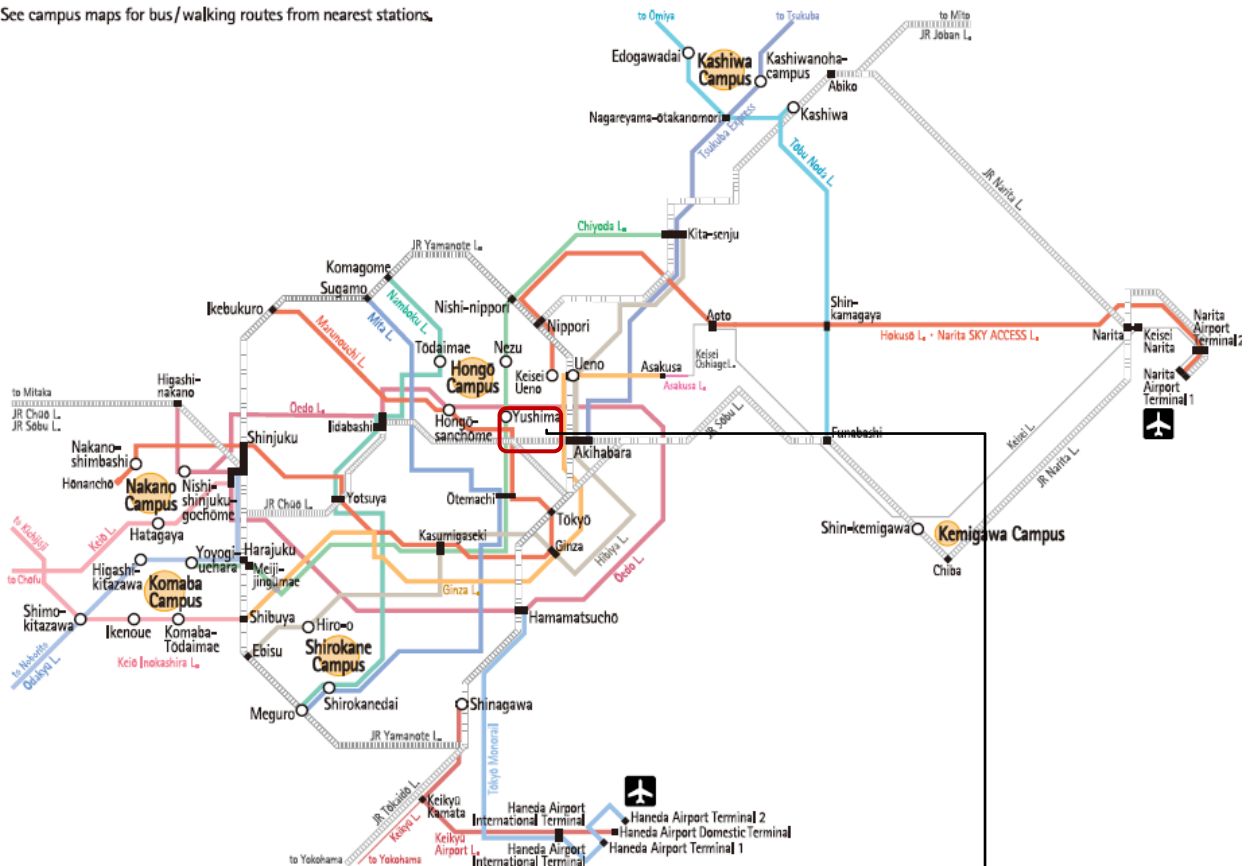
Map around the UNISEC-Global Meeting venue

Access Map

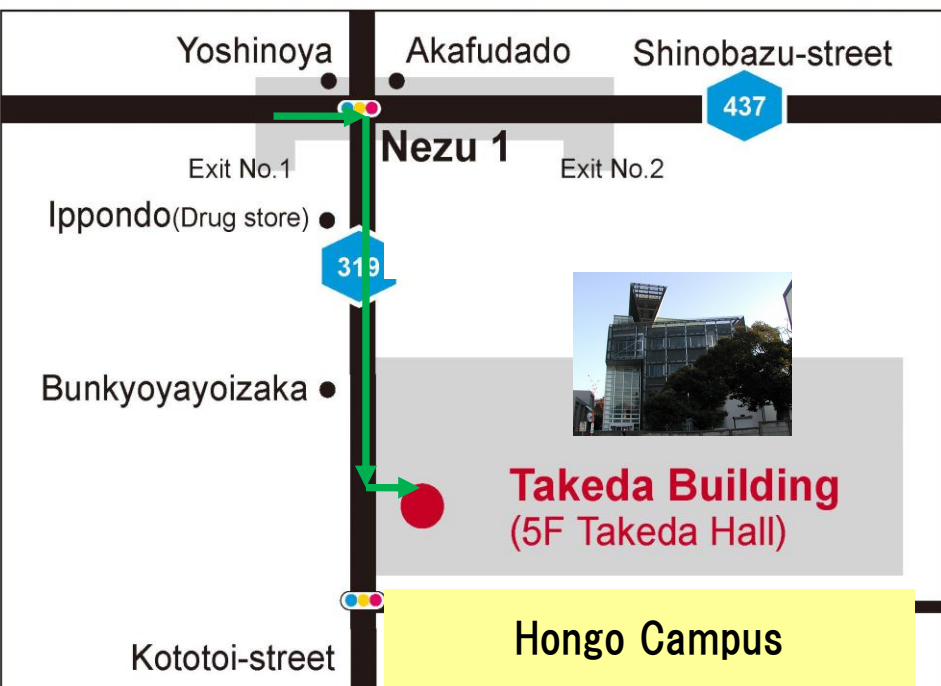
○ Nearest Station (Walk or bus)

■ Junctions

See campus maps for bus/walking routes from nearest stations.



Around the meeting venue



Getting to the Hongo Campus

- longo-sanchōme Station (Subway Marunouchi Line) minutes' walk.
- longo-sanchōme Station (Subway Ōedo Line) minutes' walk.
- ushima Station or Nezu Station (Subway Chiyoda Line) minutes' walk.
- ōdaimae Station (Subway Namboku Line) minute's walk.
- asuga Station (Subway Mita Line) 0 minutes' walk.
- Ichanomizu Station (JR Chūō Line, JR Sōbu Line) Subway>Subway Marunouchi Line (for Ikebukuro) → get off at Hongo-sanchōme Station. Subway>Subway Chiyoda Line (for Toride) → get off at Yushima Station or Nezu Station.
- :Toei Bus>茶51 for Komagome Station South Exit or 東43 for Arakawa-dote-sōshajō → get off at Todai-Akamon-mae, Todai-Seimon-mae, Todai-Nōgakubu-mae stops
- :Toei Bus>学07 for the University of Tokyo → get off at Tatsuokamon, Todai-Byōin-mae, Todai-Konai stops.
- Ieno Station (JR Yamanote Line, other lines) :Toei Bus>学01 for the University of Tokyo → get off at Tatsuokamon, Todai-Byōin-mae, Todai-Konai stops.
- Ikachimachi Station (JR Yamanote Line, other lines), :Toei Bus>都02 for Ōtsuka Station or 上69 for Otakibashi-shako-mae → get off at Yushima-yonchōme, Hongo-sanchōme Eki-mae stops.

3minutes walk from Exit No.1 of "Nezu"station of Chiyoda Subway Line

Tokyo Subway Map

JR  
 Keisei Line  
 Ginza Line  
 Ueno Station

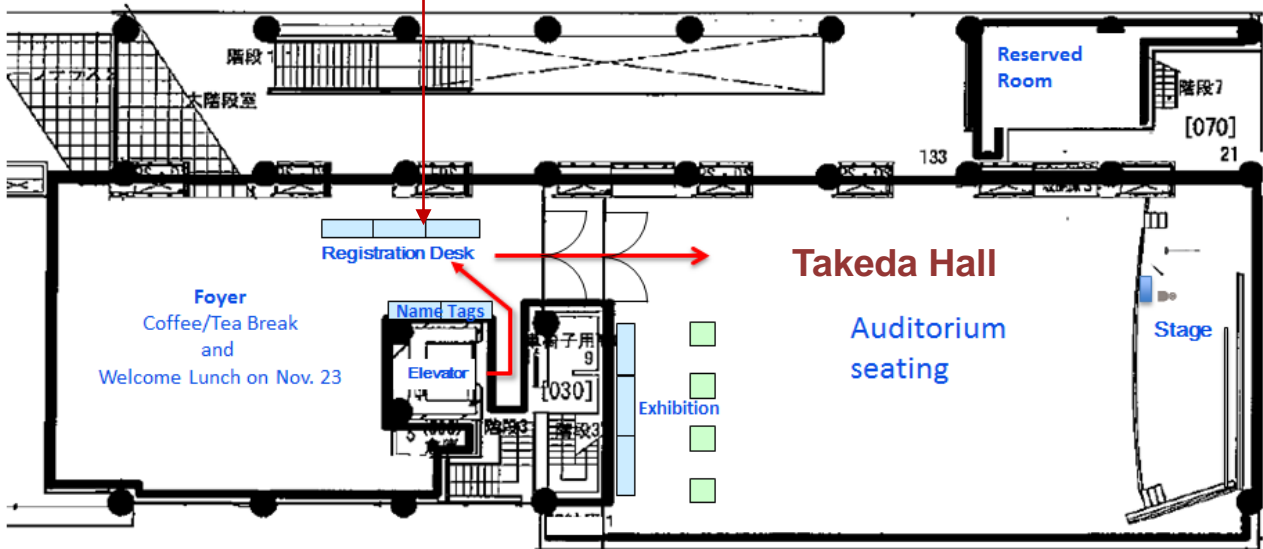
Chiyoda Line  
 Nezu Station



**Floor Map of the 1<sup>st</sup> UNISEC-Global Meeting Venue**



Layout Plan of 5<sup>th</sup> Floor, Takeda Building



**Auditorium Seating - Images**



Standard Layout



Small Group Discussion Layout



Exhibition



## Information for Speakers – Important

The speakers are strongly encouraged to **submit your presentation data to the secretariat at registration desk of the meeting venue (See the Appendix-C), at Takeda Hall, the University of Tokyo on 22 November 2013.**

The stage of Takeda Hall is equipped with a PC, a projector for PowerPoint presentations. The speakers will be assisted by a technician from UNISEC for their presentations.

The presentations made at the 1<sup>st</sup> UNISEC-Global Meeting and your portrait will be made available on-line through the web site for UNISEC-Global (<http://www.unisec-global.org>) after the meetings.

Thank you.